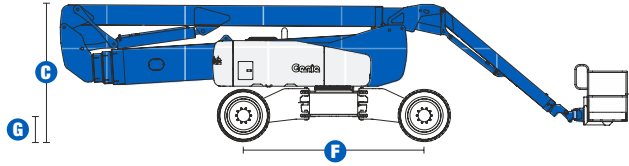
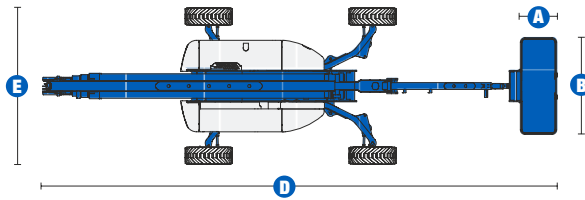


# Specifications



**MODEL** **Z™-135/70**

MEASUREMENTS	Metric	US
Working height maximum*	43.15 m	141 ft
Platform height maximum	41.15 m	135 ft
Horizontal reach maximum - riser extended	18.03 m	59 ft 2 in
Horizontal reach maximum - riser retracted	21.26 m	69 ft 9 in
Up-and-over clearance maximum - riser extended	23.01 m	75 ft 6 in
riser retracted	9.91 m	32 ft 6 in
Below ground reach	5.87 m	19 ft 3 in
<b>A</b> Platform length - 8 ft/6 ft model	91 cm / 76 cm	3 ft / 2 ft 6 in
<b>B</b> Platform width - 8 ft/6 ft model	2.44 m / 1.83 m	8 ft / 6 ft
<b>C</b> Height - stowed	3.07 m	10 ft 1 in
<b>D</b> Length - stowed	12.93 m	42 ft 5 in
<b>E</b> Width - axles extended	3.94 m	12 ft 11 in
Width - axles retracted	2.46 m	8 ft 1 in
<b>F</b> Wheelbase - axles extended	4.11 m	13 ft 6 in
Wheelbase - axles retracted	4.72 m	15 ft 6 in
<b>G</b> Ground clearance - centre	51 cm	1 ft 8 in

**PRODUCTIVITY**

Lift capacity	272 kg	600 lbs
Platform rotation	160°	160°
Vertical jib rotation	110°	110°
Turntable rotation	360° continuous	
Turntable tailswing - axles extended riser up	79 cm	2 ft 7 in
Turntable tailswing - riser down	4.27 m	14 ft
Drive speed - stowed	4.8 km/h	3.0 mph
Drive speed - raised	1.1 km/h	0.68 mph
Lift speed to full height	96 sec	96 sec
Gradeability**	45%	45%
Inside turning radius - axles extended	2.29 m	7 ft 6 in
Inside turning radius - axles retracted	5.51 m	18 ft 1 in
Outside turning radius - axles extended	5.64 m	18 ft 6 in
Outside turning radius - axles retracted	7.77 m	25 ft 6 in
Controls	12 V DC proportional	
Tyres (Foam filled)	445/65 D22.5 18 ply	

**POWER**

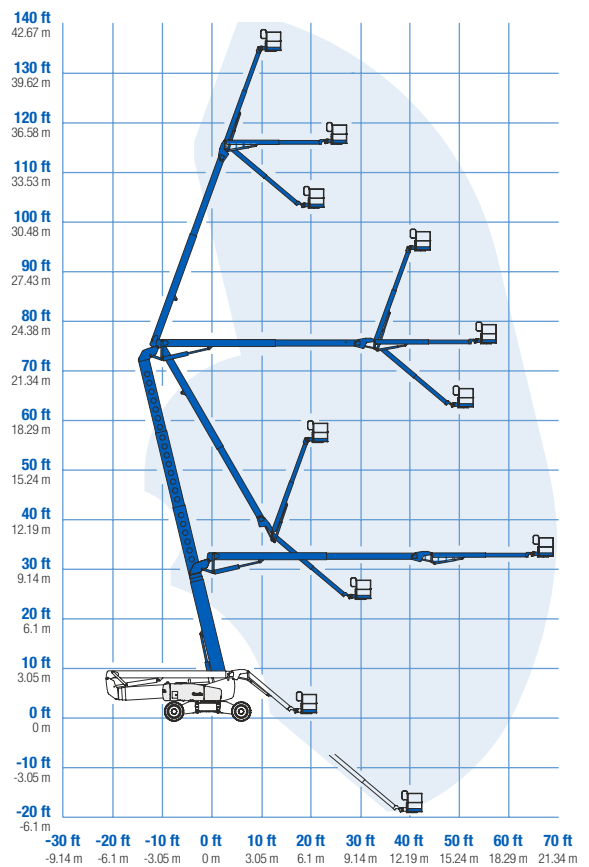
Power source	Deutz Diesel TD 2011 L04i 4-cylinder diesel, 75 hp (56 kW) Perkins 804-33T 4-cylinder turbo diesel, 83 hp (62 kW) Cummins B3.3T C80 4-cylinder turbo diesel, 80 hp (59.8 kW)	
Auxiliary power unit	12 V DC	12 V DC
Hydraulic tank capacity	246.1 L	65 gal
Fuel tank capacity	151.4 L	40 gal

**WEIGHT\*\*\***

CE	20,366 kg	44,900 lbs
CE max	20,693 kg	45,620 lbs

**STANDARDS COMPLIANCE** CE EN280

**RANGE OF MOTION Z™-135/70**



[www.saplatforms.co.za](http://www.saplatforms.co.za)  
Tel: 27 16 065 0079  
[sales@saplatforms.co.za](mailto:sales@saplatforms.co.za)

\* The metric equivalent of working height adds 2 m to platform height. U.S. adds 6 ft to platform height.

\*\* Gradeability applies to driving on slopes. See Operator's Manual for details regarding slope ratings.

\*\*\* Weight will vary depending on options and/or country standards.

## Features

### EASILY CONFIGURED TO MEET YOUR NEEDS

#### PLATFORM OPTIONS

- Steel 2.44 m (8 ft) (standard)
- Steel 1.83 m (6 ft)
- 2.44 m (8 ft) tri-entry platform

#### JIB

- 3.66 to 6.10 m (12 to 20 ft) Jib-Extend™

#### POWER

- Deutz diesel 75 hp (56 kW)
- Perkins diesel 83 hp (62 kW)
- Cummin diesel 80 hp (59.8 kW)

#### DRIVE/STEER

- 4 x 4 (standard)
- 4 - wheel steer (standard)

#### TYRE

- Rough terrain, foam-filled (standard)

### STANDARD FEATURES

#### MEASUREMENTS

- 43.15 m (141 ft) working height
- 21.26 m (69 ft 9 in) horizontal reach
- 23.01 m (75 ft 6 in) up-and-over clearance
- Up to 272 kg (600 lb) lift capacity

#### PRODUCTIVITY

- X-Chassis™ extendable axles
- 3.66 to 6.10 m (12 to 20 ft) Jib-Extend™
- Self-levelling platform
- Hydraulic platform rotation
- Fully proportional Hall effect controls
- Thumb rocker steer
- On-board full diagnostics and engine monitoring display
- ALC 1000 electronic control system
- Hydraulic oil cooler
- Drive enable
- AC power cord to platform
- Horn
- Hour meter
- Tilt alarm
- Descent alarm
- 360° continuous turntable rotation
- Four wheel high angle steer
- Four steering modes: front, rear, crab and coordinated
- Four wheel brakes
- Full-time positive traction 4WD
- Adjustable foot switch timeout
- Two-speed wheel motors



### STANDARD FEATURES cont.

- Configurable controls to limit lift height to 27.74 m (91 ft)
- Engine status display
- Certified load sensor

#### POWER

- All engines are emission compliant
- 12 V DC auxiliary power
- Engine protection package
- Deutz intake air heater
- Swing out engine tray

### OPTIONS & ACCESSORIES

#### PRODUCTIVITY

- Platform swing gate
- Half mesh platform inserts with swing gate
- Platform top auxiliary rail
- Air line to platform
- Basic hostile environment kit
- Deluxe hostile environment kit
- Tool tray
- Fluorescent tube caddy
- Pipe cradle (pair)
- Flashing beacon and travel alarm
- Platform work lights
- Lockable platform control box covers
- Fire resistant hydraulic oil
- Biodegradable hydraulic oil
- Weld leads to platform

#### POWER

- AC Generator Packages (110V/60Hz, 3000 W or 220V/50Hz, 2500 W)
- Cold weather packages
- Diesel scrubber muffler with spark arrestor muffler (Deutz and Perkins)
- Intake air precleaner

#### Distributed By:



[www.saplatforms.co.za](http://www.saplatforms.co.za)

Tel: 27 16 065 0079  
[sales@saplatforms.co.za](mailto:sales@saplatforms.co.za)